

DIGITAL SCALING METER

AS-101

NEW



■ Features

- Low Cost
- CE Approval

■ DC Voltage Measurement

Model	Range	Display Adjustable	Input Impedance	Input Protection
AS-101-1V	1~5V	Offset ±10	1MΩ	±100V
AS-101-2V	0~5V	Fullscale		
AS-101-3V	0~10V	100~1999		

Accuracy : ±(0.1% of rdg. + 2 digits) (23°C ±5°C, 35~85%RH)

■ DC Current Measurement

Model	Range	Display Adjustable	Input Impedance	Input Protection
AS-101-2A	4~20mA	Offset ±10 Fullscale 100~1999	51Ω	±70mA

Accuracy : ± (0.1% of rdg. + 2 digits) (23°C ±5°C, 35~85%RH)

■ Specifications

Measurement function : DC voltage & current measurement. Front Specify one model from among 4 models.


Operation method : Dual slope
 Input configuration : Single ended
 Input Bias Current : 2nA(Typ.)
 Conversion rate : 2.5 times/sec
 Normal mode rejection : More than 4dB (50/60Hz) (Typ.)
 Max. display : 1999
 Overrange indication : When input exceeds the maximum display, 1999 or -1999 flashes
 Display : LED, 14.2mm, 3 1/2-digits
 Polarity : Automatic polarity selection
 Polarity display : A "-" is displayed automatically
 External control : Hold; COM terminal and S/H terminal shorted Side or level "0"

Decimal point : Settable to any digit position
 Operation Temperature/humidity : 0 ~ 50°C, 35 to 85%RH
 Storage temperature/humidity : -10 ~ 70°C, 60%RH max.
 Power supply : AC 90V~132V 50/60Hz 2.0VA(Max.) (100V)
 180V~264V 50/60Hz 2.0VA(Max.) (200V)
 DC 24V ±20% 40mA(Max.) Isolated


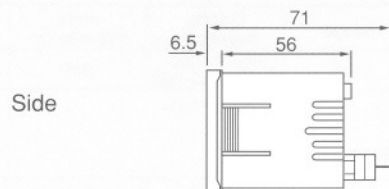
Dimensions : 96mm(W) x 48mm(H) x 71mm(D) DIN size
 Weight : AC Approx. 175g DC Approx. 100g
 Dielectric resistance : AC type; Between power supply and input terminal(Lo), COM, case, AC2100V/1 min.
 DC type; Between power supply(0V) and input(Lo), DC500V

Insulation resistance : Between power supply terminal(0) and input(Lo) DC500V more than 100M ohm
 Accessory : Instruction manual, terminal cover, 2-axis, 2-screw
 Standards : IEC 1010-1, EN50082-2, EN50081-2
 Setup environment : Installation category II, Pollution degree 2
 Altitude : 2000m max.
 Fuse : Type TR-5 19372-0.2A Slow-blow type

■ Ordering code



■ Dimensions



■ Connection Diagram



Sales, Service, Technical support

Topac Inc.

101 Derby St., Hingham MA 02043 USA

www.topac.com, sales@topac.com

Tel: 781 740 8778 Fax: 781 740 8779