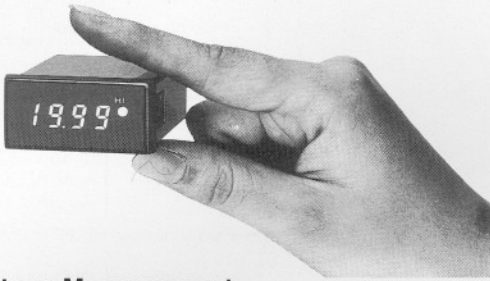


SETPOINT COMPARATOR

AM-211A

*One Setpoint



DC Voltage Measurement

Model	Range	Maximum Resolution	Input Impedance	Input Protection
AM-211A-11	±199.9mV	100µV	100MΩ	±250V
AM-211A-12	±1.999V	1mV	100MΩ	±250V
AM-211A-13	±19.99V	10mV	10MΩ	±250V
AM-211A-14	±199.9V	100mV	10MΩ	±250V

Accuracy: ±0.1% rdg. ±1 digit(23°C±5°C)

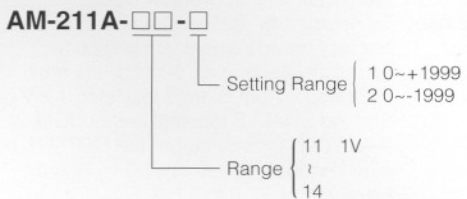
Specifications

Input configuration: Single Ended
Input Bias Current: Less than 120PA
Conversion Rate: 2.5/sec
Normal Mode Rejection: 40dB(Typ.)(50/60Hz)
Zero Stability: Automatic Zero Adjustment
Display: LED, 8mm 3 1/2 digits
Polarity: A "-" is displayed automatically
Decimal Point: Settable to any digit position
Overrange Indication: When input exceeds the maximum display, 1999 flashes.
Control system: Analog comparator system
Setting Range: 0~+1999 or -1999
Comparative Condition: Indication ≥ Set-point(LED ON)
Relay Contact Capacity: 250V AC 0.1A Resistive load
 120V AC 0.5A Resistive load
 28V DC 1A Resistive load
External Control: Reset;
 When TTL level "0" or reset and common terminal(Short)comparison value hold
Start: Contact signal(Open)
Hysteresis: Approx. 20 digits(23°C±5°C)
Power Supply: DC5V±5%
Operating Temperature: 0~50°C, 35 to 85%RH
Power Consumption: Approx. 500mW
Dimensions: 24(H)×48(W)×73(D)mm DIN Size
Weight: Approx. 60g
Dielectric Strength: Between power supply(Lo)terminal and relay output, DC500V/min.
 Between power supply terminal and case, AC1500V/1 min.
Insulation Resistance: DC500V 100MΩ, power supply(Lo)and relay output.

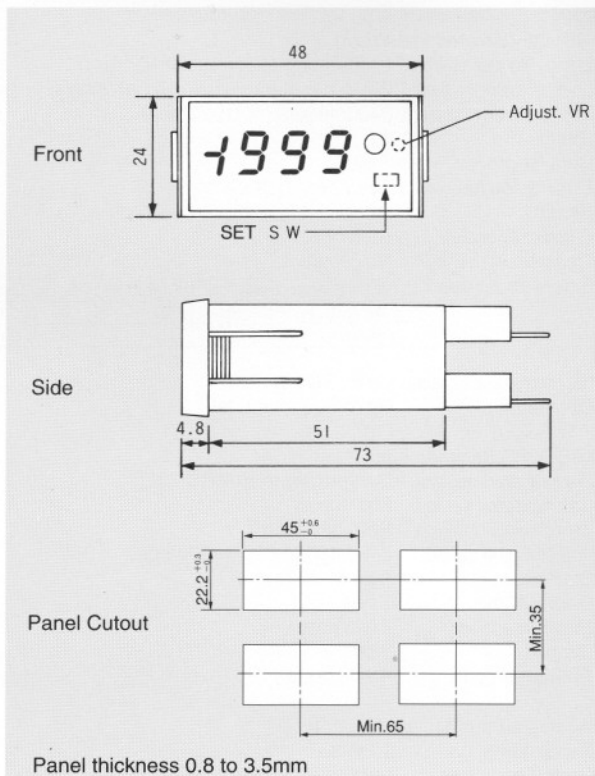
Features

- Analog comparator
- 1 set-point
- 200mV~200V Measurement
- Bright LED 8mm(Red)
- DC 5V(Non-Isolated)

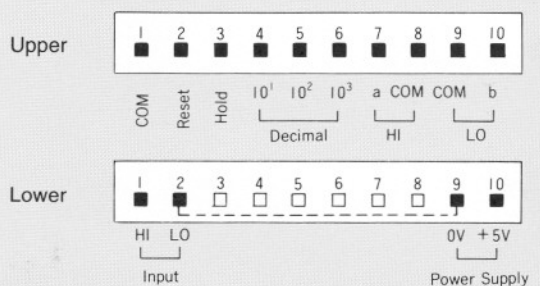
Ordering Code



Dimensions



Connection Diagram



Topac Inc. □

101 Derby St. Suite 203 □

Hingham Ma 02043 □

Tel: 781 740 8778 Fax: 781 740 8779 □

www.topac.com/DPM.html