

REMOTE MONITOR

AI-105A

*Polarity Display



■ BCD Parallel Input

Model & Code	Input Level	Input pull up Resistance	Power Supply
AI-105A-11	TTL	4.7kΩ	DC5V
AI-105A-12	CMOS	100kΩ	DC5V
AI-105A-22	10 ≤ H ≤ 12 0 ≤ L ≤ 2	100kΩ	DC12V


■ Specifications

Data Input:	Parallel BCD input (Selectable positive or negative logic) 5VDC (CMOS/TTL level) 12VDC (0 ≤ L ≤ 2, 10 ≤ H ≤ 12)
Max. Display:	-99999
Display:	LED, 14.2mm 5 digits
Polarity:	Display "-", when terminal 14 open or logic "1" at positive logic Display "-", when terminal 14 and 17, U shorted or logic "0" at negative logic
External Control:	Data latch, when terminal R open or logic "1" at positive logic Data latch, when terminal r and 17, U shorted at negative logic
Decimal Point:	Settable to any digit position
Segment Chec:	Terminal 13 and COM shorted
Power Supply:	5VDC ± 10% 12VDC ± 10%
Power Consumption:	Max. 30mA per digit (Display "8")
Dimensions:	48(H) X 96(W) X 73(D) mm DIN size
Weight:	95 g (Unit only)
Accessories:	Connector, Instruction manual

■ Features

- BCD Parallel input (Positive or Negative logic)
- With Polarity display
- Leading Zero suppression
- Bright LED, 14.2mm (Red)

■ Ordering Code



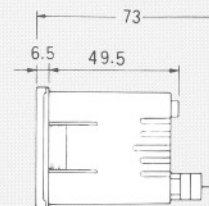
Note: Not available AI-105A-21

■ Dimensions

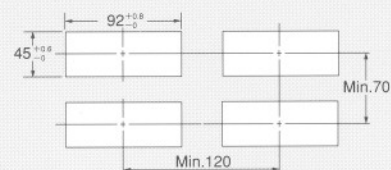
Front



Side

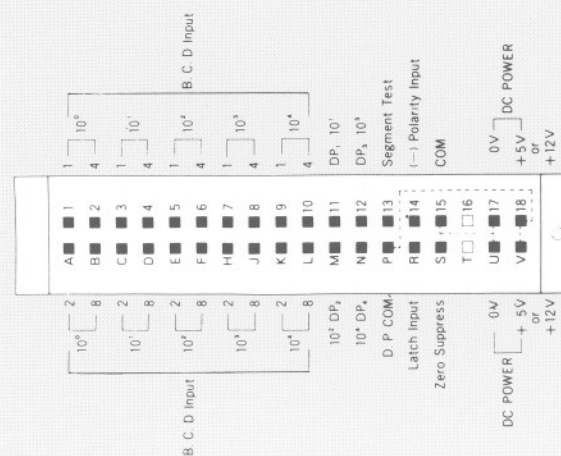


Panel Cutout



Panel thickness 0.8~5.0mm

■ Connection Diagram



Sales, Service, Technical support

Topac Inc.

101 Derby St., Hingham MA 02043 USA

www.topac.com, sales@topac.com

Tel: 781 740 8778 Fax: 781 740 8779